

# AASRAA BATHEASE

ALUMINIUM SHOWER CHAIR WITH HANDLE

## ARH15A

**Lightweight, rust-proof**, and designed for **comfort** this **aluminum** shower chair offers safe, **stable support** in wet environments. With **4-way** usage, a **6-level height** adjustment, and a durable **PVC molded seat** and **backrest** with **anti-slip texture** and **drainage holes**, it ensures both **comfort** and **hygiene**. Built with a strong **matte-finish aluminium frame**, **anti-slip rubber feet**, and **safety-capped screws**, this chair is **easy to carry**, **waterproof**, and made to last.

★ **MRP: INR 4999.00**



STABLE AND SAFE



HEIGHT ADJUSTABLE

**120 KG**  
MAX LOAD CAPACITY

**6-LEVELS**  
HEIGHT ADJUSTABLE

**3 KG**  
NET WEIGHT

**47X 47 X 75 CM**  
OPEN DIMENSIONS

**ALUMINIUM**  
FRAME MATERIAL

**PLASTIC**  
SEAT TYPE

**3.5 KG**  
GROSS WEIGHT

**60 X 14 X 41 CM**  
BOX DIMENSIONS


TRUCK SIZE	APPROX QTY
8'	12-16
14'	40-50
17'	70-80
22'	100-110
27'	130-140
34'	250-270
40'	290-310

LOADING CAN VARY DEPENDING ON VEHICLE INNER DIMENSIONS

SCAN FOR  
PRODUCT  
VIDEO &  
DETAILED  
SPECS



## HIGHLIGHTS



**ANTI-RUST SCREWS**



**DETACHABLE  
HANDLES**



**SHOES WITH  
WASHER INSERT**



**120KG LOAD  
CAPACITY**



**WATERPROOF  
FOAM ARMRESTS**



**6-LEVEL HEIGHT  
ADJUSTABLE**



**ANTI SLIP SHOES**



**WALKING STICK  
ATTACHMENT**



**BACKREST WITH  
ANTI-SLIP TEXTURE**

## SPECIFICATIONS

TECHNICAL SPECIFICATIONS	
ASSEMBLY SYSTEM	Assembly required
FRAME MATERIAL	Anodised Aluminium (18 Gauge)
FRAME COLOR	Matt Silver
FOLDABLE / FIXED	Fixed
SEAT TYPE	Blow Moulded Plastic With Holes For Water Drainage
BACK REST TYPE	Blow Moulded Plastic
ARMREST TYPE	Detachable
ADJUSTMENT LEVEL	Height Adjustable Upto 6 Levels
ARMREST MATERIAL	Soft Padded Armrest
FOOT TIP MATERIAL	Anti Slip Grip

DIMENSIONS	MM	INCH
OPEN LENGTH (AT BOTTOM)	465	18
OPEN WIDTH (AT BOTTOM)	465	18
WIDTH AT HANDLE BAR	560	22
TOTAL HEIGHT	745-865	29-34
GAP B/W HEIGHT ADJUSTMT	25	1
GROUND CLEARANCE	335-460	13-18
SEAT DEPTH	330	13
SEAT WIDTH	400	16
SEAT THICKNESS	43	2
SEAT HEIGHT FROM GROUND	420-545	17-21
BACKREST LENGTH	425	17
BACKREST WIDTH	175	7
BACKREST THICKNESS	27	1
BACKREST HEIGHT FROM SEAT	335	13
ARMREST HEIGHT FROM SEAT	135	5
BOX LENGTH	610	24
BOX WIDTH	140	6
BOX HEIGHT	410	16

DIMENSION	MEASUREMENT
WEIGHT OF CHAIR (NET WEIGHT)	3 KG
WEIGHT WITH PACKAGING (GROSS WEIGHT)	3.5 KG
TOTAL LEVELS OF HEIGHT ADJUSTMENT	6
LOAD CAPACITY	120 KG

### SUITABLE FOR USERS



SENIORS



CHILDREN



ADULTS



WOMEN



ATHLETES



PWD



PATIENTS



PREGNANT



SHORT TERM USERS




CEREBRAL PALSY


### SUITABLE FOR SURFACE



TILE



WOOD



PAVERS

### SUITABLE FOR ACTIVITY



BATHROOM



# आपका भरोसा, *aasraa* का वादा

*your trust, aasraa's assurance*

Leading brand in India for wheelchairs (manual and electric) and other mobility and orthopaedic aids



**Manufactured & Marketed By:**

**PEAAR HEALTHTECH LLP**

Plot No 12, Sector 4  
Faridabad 121004, Haryana (INDIA)

(+91) 828 747 6144 | (+91) 875 005 0480

contact@peaar.co.in



[www.aasraa.co.in](http://www.aasraa.co.in)